

**835H**  
**Engine** Perkins 1204F-E44TA, EU Stage IV  
**Net Power** 126 hp (93 kW)  
**Operating Weight** 10,860 kg  
**Bucket Capacity** 1.5 – 3.0 m<sup>3</sup>

**848H**  
**Engine** Cummins QSB 6.7, EU Stage IV  
**Net Power** 175 hp (129 kW)  
**Operating Weight** 15,160 kg  
**Bucket Capacity** 2.5 – 5.0 m<sup>3</sup>

# 835H/848H

WHEEL LOADERS



# LIUGONG



**TOUGH WORLD. TOUGH EQUIPMENT.**

# TOUGH WORLD. TOUGH EQUIPMENT.

You don't need to be told it's a tough world. It's your reality, you live it every day and you know how hard it can be on your people and your machines. It's getting tougher to make your business pay too, with rising costs, increasing legislation and greater competition. We understand and we've put that insight into action with a choice of two, new middle weight wheel loaders: the new 835H and 848H. Our aim is to give you powerful, adaptable machines to bring real, multi-tasking benefits to the jobsite.

## NO TOUGH COMPROMISES, JUST EVERYTHING YOU NEED AND NOTHING YOU DON'T

The construction equipment industry has seen an expensive trend towards over-engineered products. Some manufacturers genuinely believe that adding cost, adds perceived value in customers' eyes.

## BUT YOU TOLD US A DIFFERENT STORY

You asked for tough, well-engineered wheel loaders, with the ability to adapt to any situation and handle multiple jobs with ease.

### YOU WANTED HARD WORKING WHEEL LOADERS THAT DELIVER ON 3 ESSENTIAL NEEDS:

1



**JOBSITE ADAPTABILITY**

2



**UPTIME AND SUPPORT**

3



**TOTAL COST OF OWNERSHIP**



With the new 835H and 848H, we've risen to your challenge and given you everything you want – a choice of tough, multi-tasking, versatile wheel loaders – built without compromise.



## TOUGH FACTS

### TOUGH MANUFACTURING & QUALITY STANDARDS

When it comes to quality, we let our actions speak for themselves.

We are following a rigorous Six Sigma methodology and consistently achieve ISO 9001 standards.

### TOUGH RESEARCH AND TESTING

Finding tougher, smarter, safer and more cost-effective ways of working matters to you. It matters to us too. Our new Global Research & Development Centre in Liuzhou, China, is a great example of this customer focused approach. We've established an international team of industry experts, backed up with the latest world-class technology, all focused on delivering greater value to you.

### TOUGH PARTNERS

LiuGong has teamed up with some of the industry's best known names. Here's just a few of our valued joint venture partners:

- German drivetrain components manufacturer ZF Friedrichshafen AG
- Finnish mining and aggregates processing equipment manufacturer Metso
- North American diesel engine manufacturer Cummins



# JOBSITE ADAPTABILITY

To ensure real return on investment you demand machines that can quickly adapt to any situation on the jobsite and handle multiple jobs with speed and precision. Our new 835H and 848H wheel loaders, combined with our perfectly matched quick coupler and attachments, create the ultimate in multi-tools. Here is a selection of key benefits, common to both of our new machines.

## 1 POWER TO WORK HARDER

Our new wheel loaders match their power to the job with world-class, versatile engines, designed to maximize torque and deliver more power and breakout force at lower engine speeds.

## 2 TRANSMISSION EFFICIENCY

The new 4-speed ZF power shift transmission, including torque converter, cleverly adapts to any situation, ensuring the maximum transfer of power to improve performance and fuel efficiency.

## 3 ADAPTIVE HYDRAULICS

LiuGong's new-generation advanced hydraulic system adapts itself to any job organizing the mechanical, electrical and hydraulic systems to work in perfect harmony. Power is supplied only as needed, achieving optimum operation, whatever the application.

## 4 TOTAL CONTROL

Multiple tasks require total control. The kick-down and forward/reverse buttons are conveniently located on the loader joystick, putting absolute control right where it belongs - in the operator's hands.



## 5 NEW Z-BAR LINKAGE

Optimized Z-Bar geometry further improves the adaptability of our machines enhancing bucket breakout force, loading stability, speed and operator visibility.

## 6 GET A GRIP

For the ultimate in traction and manoeuvrability, you can rely on our limited-slip differential axles. They automatically deliver power to the wheels making turning easier, reducing tire wear and maximizing bucket-filling performance.

## 7 THE TOUGHEST FRAME

The chassis frame is the backbone of the machine, so it's got to be tough. Our rigorous design and testing regime has delivered a chassis capable of absorbing all the forces and pressures of the toughest environments and most demanding jobs. Year after year, our chassis stays strong, protecting the driveline, your operator and your profitability.

## 8 THE PERFECT MATCH

Jobsite adaptability is about perfectly matching the machine to a wide range of attachments. We've created a versatile tool that will maximize productivity and return on investment.

## 9 GETS THE JOB DONE SAFELY

When it comes to safety our cabs are second to none. ROPS and FOPS safeguard your operator, but we've gone further by enhancing visibility to create a safer environment inside and outside the cab.



## TOUGH JUDGES

Wheel loader operators are tough judges. They know what they like and what they don't. We've talked, we've listened and we've delivered a no-nonsense wheel loader that will do everything the operator wants and needs it to do.

**Job done? Judge for yourself.**

# 400,000

## SHARING OUR CUSTOMERS' SUCCESS

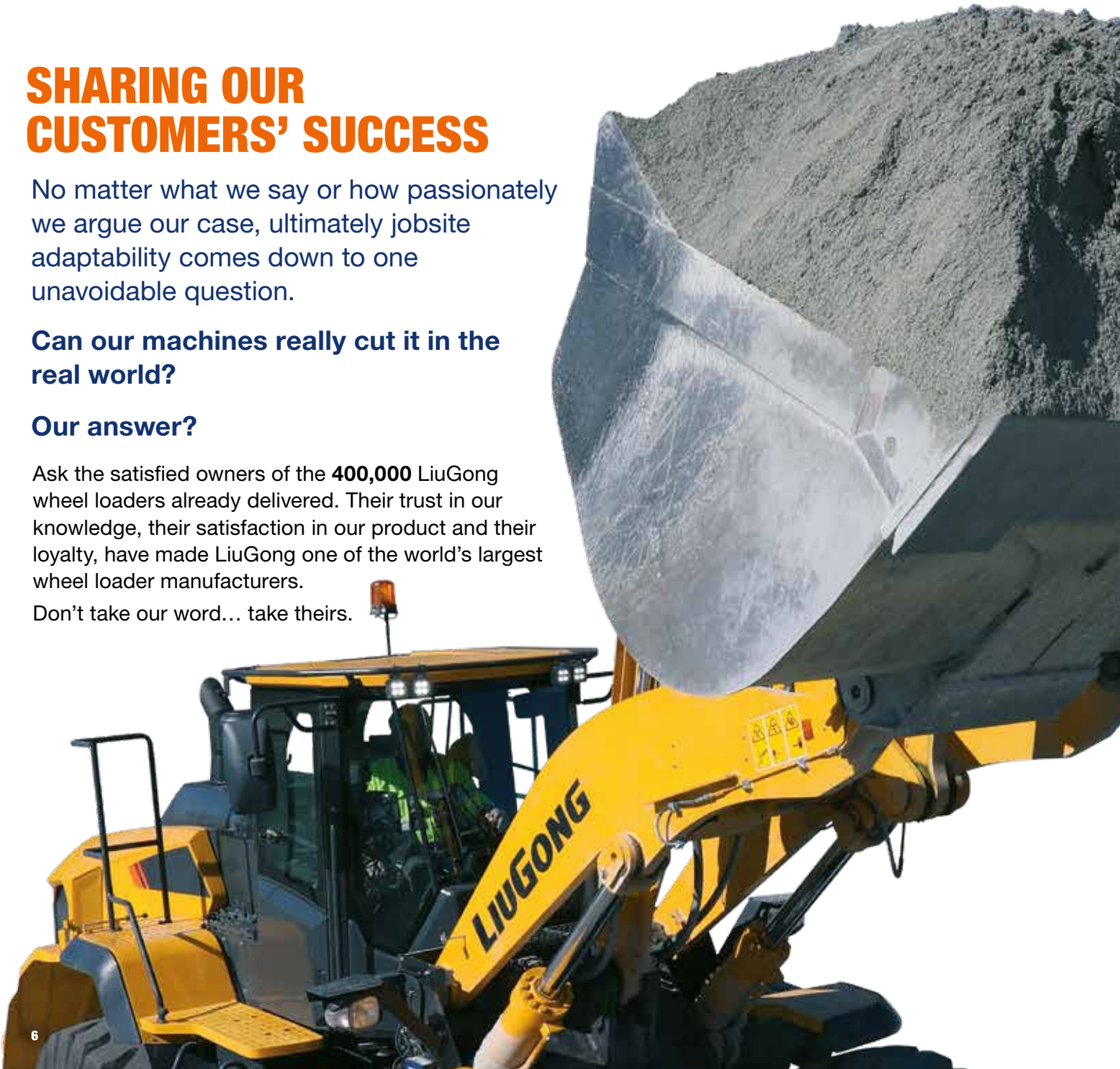
No matter what we say or how passionately we argue our case, ultimately jobsite adaptability comes down to one unavoidable question.

**Can our machines really cut it in the real world?**

**Our answer?**

Ask the satisfied owners of the **400,000** LiuGong wheel loaders already delivered. Their trust in our knowledge, their satisfaction in our product and their loyalty, have made LiuGong one of the world's largest wheel loader manufacturers.

Don't take our word... take theirs.



# MACHINES DELIVERED



## GETS THE JOB DONE

I have been the operator of this LiuGong wheel loader since the company purchased it three years ago... It is used day in, day out, eight-to-ten hours a day, five and sometimes six days a week. Even though stone mines are tough on machinery we have not had any major problems. Age has not effected the controls; they are still just as reactive and the engine and lifting performance is still as strong as the day it arrived.

**Eszak Terko Ltd – Hungary**



## A CREDIBLE CHOICE

Even though we know that Chinese brands will be future leaders in the construction industry, we were a little uncertain about what LiuGong could offer, so we did a lot of research online before committing to the purchase. We found that LiuGong is a major player globally and that most of the technical components are from Western Europe so there is very little risk.

If we do have a problem, there is a European parts warehouse in Poland and the local dealer provides good support.

**Van Dijk Infragroep – the Netherlands**



# POWERED TO PERFORM

Jobsite adaptability is about giving you the power to get more productivity from your machine, but for less cost and less environmental impact.





## LESS IS MORE

At the heart of our brand new 835H and 848H beats world-leading engine technology from Perkins and Cummins respectively. Both engines have been carefully chosen to help deliver operational versatility, reduce cost and to comply with the latest environmental legislation.

Both engines use a precise, high pressure common-rail fuel injection system, turbo charger (VGT) and air-to-air intercooler combining to deliver optimal performance whatever the task.

Engine emissions are virtually eliminated by NOX and Dual Reduction Technology (EGR+SCR) ensuring both engines fully comply with EU Stage IV emissions regulations.

But we go even further to reduce environmental impact and boost your bottom line.

Our engines are optimized for rapid throttle response, getting the job done fast, but not at the expense of the environment. Fuel consumption and emissions are significantly reduced with

Intelligent Auto-Idle Speed Control. This smart function matches the engine speed and RPM to the task, automatically switching to idle speed between actions. Tests indicate that a significant amount of fuel (2-3 L) can be saved on a typical 8 hour shift.

Our engines may be green but they don't compromise on toughness. Endurance testing exposes them to over 30,000 hours of relentless testing, proving that our machines really do have the power to perform, shift after shift.

## KEEPING IT COOL AND CLEAN

Inefficient engine cooling has a negative effect on fuel economy and emissions. We have focused our design experience on greatly improving the engine cooling system. The new 6mm hexagon grill improves ventilation while a new reversible hydraulic fan, increases cooling efficiency with the flick of a button.



**835H**

### Perkins 1204F-E44TA

4-cylinder, 4.4 liter, turbocharged, common-rail  
Net power rating of 126 Hp (93 kW) @ 2,200 rpm.



**848H**

### Cummins QSB 6.7

6-cylinder, 6.7 liter, turbocharged, common-rail  
Net power rating of 175 Hp (129 kW) @ 2100 rpm.



## TRANSMISSION EFFICIENCY

Our new 835H and 848H offer a choice of 4F and 3R, ZF Powershift transmissions.

The new 4-speed ZF power shift transmission, including lock up torque converter, cleverly adapts to any situation, ensuring the maximum transfer of power to the transmission for improved performance and fuel efficiency.

Optimized gear ratios and auto-shift functionality provide faster acceleration and faster cycle times, regardless of the application. Kick-down and Forward/Reverse buttons are conveniently located on the loader joystick for efficient operator/machine interface, further reducing cycle times and improving production and efficiency.

# DESIGNED TO GET MORE DONE

Jobsite adaptability is about giving you more options to take on multiple tasks and to achieve higher return on your investment.



## LOCKED ON VERSATILITY

Our quick coupler lives up to its name and turns your wheel loader into a powerful multi-functional tool in seconds. It allows your operators to select, lock on and utilize attachments quickly and safely from the comfort of the cab, helping you do more and earn more.

## NEW Z-BAR LINKAGE

Careful distribution of stress loads increases the Z-bar's tolerance significantly. Improved Z-bar geometry enhances bucket breakout force, operator visibility, loading stability and speed.

## ADVANCED LOAD SENSING HYDRAULICS

LiuGong's new-generation advanced hydraulic system adapts itself to any job, organizing the mechanical, electrical and hydraulic systems to work in perfect harmony.

Adaptive technology perfectly matches the hydraulic flow with the machine's operation. Power is only supplied as needed, ensuring superior control of both the boom and the attachment enabling the operator to complete a variety of demanding tasks with precision and efficiency.



## POWERFUL TRACTION

Limited-slip differential axles match themselves to the toughest terrain, automatically delivering power to all four tires and increasing traction for maximized bucket-filling performance. Advanced axle engineering increases the resistance to both internal torque loads and the external forces helping to get tough work done easily.

## RIDE CONTROL

LiuGong wheel loaders excel in adapting to any jobsite conditions. Our new generation ride control, coupled with an automated bucket positioning feature, absorbs shocks and improves ride quality for the operator over any terrain. Importantly, our new ride control significantly prevents material loss and perfectly complements our new buckets which are easier to fill, load and carry, noticeably increasing productivity and earning potential.



# COMFORT AND SAFETY. NO COMPROMISES

Climb into our cabs and you can see that they have been designed by someone who has operated a machine in really tough conditions and who knows the importance of comfort and safety.

For a start, 3-Bar stamped steps with a 10° ergonomic incline and improved anti-slip tread make our machines safe and easy to get in and out of.

Well-placed door handles, safety rails and anti-slip tape on the upper part of the machine make it easier and safer for operators to enter and exit the cab safely in all weathers and conditions.

Superior visibility is essential for safe and productive work on the jobsite, particularly when working in a confined space or when switching multiple attachments. We've risen to the visibility challenge by creating a panoramic view cab with curved front glass and well positioned lift arms to guarantee the operator a clear line of sight to the bucket edge at ground level. Sight lines to all corners of the machine have also been improved to increase safety whilst the optional rear-view camera contributes to an

overall visibility improvement of 15%.

The controls, including joystick or finger control levers, are where the operator needs them to be. They are easy to see, easy to reach and easy to handle.

The multi-adjustable air-suspension seats are comfortable and designed to keep the operator fresh and alert.

## WE PUT OPERATORS FIRST

It makes good business sense to give operators the very best working environment – a comfortable operator is a productive operator.

Our aim is to keep operators safer, more alert and more productive.



The cab protects the operator from noise and vibrations and is well ventilated. It has advanced climate control to handle the changing seasons and is completely sealed to prevent dust from entering the workplace.

## **HARD WORK – NO SWEAT**

Whatever the job, an advanced climate control system with eight all-round vents, creates the perfect working environment in any weather. Easy-to-replace air filters further enhance the operator's experience eliminating dust and preventing particles from polluting the cab.

## **CONTROL IN THE OPERATOR'S HANDS**

We believe in making life easy for the operator which is why we've positioned the kick-down and forward/reverse buttons on the joystick.

The kick-down function gives the operator finger-tip control enabling him to lower the gear, increase engine torque and maximize bucket breakout force with the minimum of effort.



# DAILY CHECKS AND MAINTENANCE SHOULDN'T BE TOUGH

Simple daily checks and maintenance prolong machine performance but, they can be difficult and time consuming on tough jobsites where time is precious.

**Not with our wheel loaders.**

The wide opening fiberglass hood gives fast and easy access to the engine and regular service points – that's good news for operators who want to reduce maintenance time to the minimum.

## ONBOARD MONITORING

With on board monitoring, the operator can check the machine's vital signs; oil temperatures and pressure levels, receive service interval alerts and access all the information that contributes to simple maintenance and servicing of the machine, right from his seat.



Maintenance speed and access is further improved with sturdy handrails, fitted as standard, which enable safe and easy access to the upper structure.



An automatic greasing system improves bearing life and reduces repairs by delivering regular and precise amounts of grease to each bearing.

## EASILY ACCESSIBLE SERVICE POINTS MAKE DAILY CHECKS FAST AND EFFECTIVE

- Easily visible hydraulic oil level gauge
- Ground accessible, grouped filters
- Easy to reach electronic control box
- Easy to replace A/C filter next to the cab door





# JOBSITE UPTIME AND SUPPORT

Jobsite adaptability might convince you to buy your first machine, but uptime and support and total cost of ownership will keep you coming back to buy more machines. Having confidence in the machine's back up and support network is a vital part of the purchasing decision. How do we at LiuGong measure up?

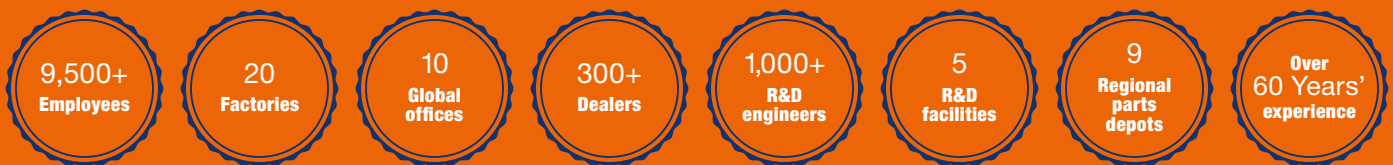
## FAST RESPONDING GLOBAL NETWORK

We have an extensive dealer network of over 300 dealers in more than 100 countries.

All supported by 10 regional subsidiaries and 9 global parts centers offering expert training, parts and service support.



WE ARE LIUGONG. WORKING HARD TO KEEP OUR GLOBAL CUSTOMERS EARNING





## WHERE YOU NEED US WHEN YOU NEED US

Reliability is built into our machines but all machines have some planned downtime. Our aim is to reduce even planned down time to the minimum by getting it right.

Technician training and parts availability are also high on our agenda, as is keeping you

informed on service and maintenance work and providing clear and accurate estimates, invoices and communication.

These may be small things, but customer feedback tells us that these basics really matter – so we aim to get them right.

## MAINTENANCE AND SUPPORT PACKAGES

From genuine LiuGong parts, to full repair and maintenance contracts, LiuGong has the flexibility to offer the level of support and response to suit your business and applications. Whatever level of support you choose you can be confident that it is backed up by LiuGong's service promise.



**Right parts.  
Right price.  
Right service.**

**Above all,  
we get it right  
the first time.**

# 1<sup>st</sup>



## LIUGONG SERVICE PROMISE



Highly trained technicians  
utilizing the latest  
diagnostic equipment



15,000+ Genuine LiuGong  
parts available within 24hrs  
from our European Parts  
Distribution Center



Multi-lingual service helpline  
and online support



Transparent estimates  
and invoicing



Clear communications through  
electronic parts catalogue



# TOTAL COST OF OWNERSHIP

Jobsite adaptability and uptime & support are two key wheel loader purchasing criteria but ultimately, the machine's earning potential, its overall life cost and its trade-in value really matter too.

When it comes to total cost of ownership LiuGong has a strong story to tell.

## PROFESSIONAL ADVICE

We are committed to reducing your total cost of ownership and increasing your profits. As part of this, LiuGong's experts will provide targeted advice on everything, from choosing the right machine for your needs to maximizing its efficiency on site.

## MACHINE AVAILABILITY

Our machines deliver everything you need and nothing you don't. They are expertly engineered NOT over engineered. As a result of having an extensive manufacturing operation right in the heart of Europe, we can offer significantly shorter lead times on

a range of models, compared with some manufacturers. In fact, we can deliver selected machines in as little as 4 weeks.

The faster you can get a machine – the faster you can get working and earning.

Our aim is to get you on to the jobsite fast.

## TICKET PRICE

At LiuGong, our aim is to provide you with real, measurable value by giving you everything you need and nothing you don't. For example, we choose high quality, proven components such as Cummins/ Perkins engines and Rexroth hydraulic pumps. These proven components, combined with LiuGong design and manufacturing quality, result in a high quality, competitive machine that is totally fit for purpose.

## RESIDUAL VALUE

With the combination of LiuGong design and manufacturing excellence, world class components and comprehensive uptime support, our quality holds its value.





## IT ALL ADDS UP

With our new wheel loaders we've risen to the challenge and given you everything you need and nothing you don't.

They can handle any job, anywhere and are backed up by LiuGong's service promise. Add up the benefits and you'll see that our new 835H and 848H have the formula for success.



**JOBSITE ADAPTABILITY**

+

**UPTIME AND  
SUPPORT**

+

**TOTAL COST  
OF OWNERSHIP**

---

**CUSTOMER SATISFACTION**

---

<b>Operating weight</b>	<b>835H</b>	10,860 kg (23,942 lb)
	<b>848H</b>	15,160 kg (33,422 lb)

Operating weight includes the machine weight with standard work device, no additional equipment or accessories, full fuel tank, all fluids at required level and an operator 75 kg (165 lb).

<b>Bucket capacity</b>	<b>835H</b>	1.5 - 3 m <sup>3</sup> (2 - 3.9 yd <sup>3</sup> )
	<b>848H</b>	2.5 - 5 m <sup>3</sup> (3.3 - 6.6 yd <sup>3</sup> )

## ENGINE

### Description

**835H** Perkins, EU Stage IV, 4.4 liter (1.2 gal), 4-cylinder straight turbocharged diesel engine with Common Rail fuel injection system. Single stage turbocharger with Smart Wastegate.

Diesel Oxidation Catalyst (DOC) + Selective Catalyst Reduction (SCR) back pressure valve for SCR system thermal management. Particulate emissions are reduced during combustion. Air cleaning: Direct flow air filter.

**848H** Cummins, EU Stage IV, 6.7 liter (1.8 gal), 6-cylinder straight turbocharged diesel engine with Common Rail fuel injection system and Cooled Exhaust Gas Recirculation (EGR). Cummins Variable Geometry Turbocharger (VGT) improves engine response at both low and high speed. Cummins CM2350 (improved microprocessor and memory) ECM lever latch connections. Integrated DEF controller. Auto idle – saves fuel, idle time is 10 mins, idle speed at 700 rpm. Air cleaning: Cummins direct flow air filter.

**BOTH** Cooling system: Air-to-air intercooler, hydraulic motor drive and temperature controlled fan.

Emission rating	EU Stage IV
Make	<b>835H</b> Perkins <b>848H</b> Cummins
Model	<b>835H</b> 1204F-E44TAN <b>848H</b> QSB6.7
Engine Output - Max Gross (SAE J1995 / ISO 14396)	<b>835H</b> 133 hp (98 kW) @ 2,200 rpm <b>848H</b> 185 hp (136 kW) @ 2,100 rpm
Engine Output - Max Net (SAE J1349 / ISO 9249)	<b>835H</b> 126 hp (93 kW) @ 2,200 rpm <b>848H</b> 175 hp (129 kW) @ 2,100 rpm
Peak torque	<b>835H</b> 530 N.m (390.9 lbf-ft) <b>848H</b> 841 N.m (620 lbf-ft)
Displacement	<b>835H</b> 4.4 L (1.2 gal) <b>848H</b> 6.7 L (1.8 gal)
Number of cylinders	<b>835H</b> 4 <b>848H</b> 6
Aspiration	Turbocharged & air-to-air intercooled

## TRANSMISSION

### Description

Torque converter: single-stage, three elements.

Transmission: **835H** ZF 4WG 158 / **848H** ZF 4WG 208 countershaft transmission, integrated pilot single joystick with FNR, KD & horn.

Gear shifting system: ZF Automatic Power Shift with auto modes (1~4/2~4) all start in gear 2, faster and better for long distance material transport.

Transmission type	Countershaft, power shift
Torque converter	Single stage, three elements
Maximum travel speed, fwd	<b>835H</b> 38.6 km/h (24 mph) <b>848H</b> 44.3 km/h (27.5 mph)
Maximum travel speed, rev	<b>835H</b> 25.1 km/h (15.6 mph) <b>848H</b> 26.8 km/h (16.7 mph)
Number of speed, fwd	4
Number of speed, rev	3

## HYDRAULIC SYSTEM

### Description

System supply: Two load-sensing axial piston pumps with variable displacement. The steering function always has priority.

Valves: Double-acting 3-spool valve. The main valve is controlled by a 3-spool pilot valve.

Lift function: The valve has four positions: lift, hold, lower, and float. Inductive/magnetic automatic boom kick-out can be switched on and off and is adjustable to two positions: bucket at ground level and maximum reach full lifting height.

Tilt function: The valve has three functions: rollback, hold and dump.

Cylinders: Double-acting cylinders for all functions.

Filter: Full-flow filtration through 12 micron (absolute) filter cartridge.

Main pump type	Piston
Main relief pressure	<b>835H</b> 19 MPa (2,756 psi) <b>848H</b> 20.7 MPa (3,002 psi)
Raise	5.5 s
Dump time	<b>835H</b> 1.1 s <b>848H</b> 1.6 s
Float down time	3 s
Fastest total cycle time	<b>835H</b> 9.6 s <b>848H</b> 10.1 s
Controls	Joystick

## AXLES

Model	LiuGong (Wet type)
Differential front type	Limited slip
Differential rear type	<b>835H</b> Conventional <b>848H</b> Limited slip
Axle oscillation	±12°

## STEERING

### Description

Steering system: Load-sensing hydraulic articulated steering.

System supply: The steering system has priority feed from a load-sensing axial piston pump with variable displacement.

Steering cylinders: Two double-acting cylinders.

Steering configuration	Articulated
Steering relief pressure	18 MPa (2,611 psi)
Steering cylinders	2
Cylinder bore	80 mm (3.2")
Rod diameter	45 mm (1.8")
Stroke	420 mm (1' 4")
Maximum flow	<b>835H</b> 210 L/min (55.5 gal/min) <b>848H</b> 178.5 L/min (47 gal/min)
Maximum articulation	±40°
Smallest turn (over tire)	<b>835H</b> 5,410 mm (17' 9") <b>848H</b> 5,590 mm (18' 4")

## BRAKES

### Description

Two independent brake circuits, disks out of rim, accurate control with the advanced main valve & piston pump

Service brake type	Wet discs brake
Service brake actuation	Hydraulic
Parking brake type	Manual electronic control
Parking brake actuation	Hydraulic

## ELECTRICAL SYSTEM

### Description

Central warning system is a centralized electrical system with central warning light and buzzer for following functions: Serious engine fault, Low steering system pressure, Interruption in communication (computer failure), Low engine oil pressure, High engine oil temperature, High charge-air temperature, Low coolant level, High coolant temperature, Low transmission oil pressure, High transmission oil temperature, Low brake pressure, Engaged parking brake, Brake charging failure, High hydraulic oil temperature.

Voltage	24 V
Batteries	2 x 12 V
Battery capacity	2 x 120 Ah
Cold cranking capacity, approx	850 A
Reserve capacity	230 min
Alternator rating	1,960 W/70 A
Starter motor output	4.8 kW (6.4 hp)

### SERVICE REFILL CAPACITIES

Fuel tank	<b>835H</b> 190 L (50.2 gal) <b>848H</b> 245 L (65 gal)
Engine oil	<b>835H</b> 12 L (3.2 gal) <b>848H</b> 17 L (4.5 gal)
Cooling system	<b>835H</b> 28 L (7.4 gal) <b>848H</b> 44 L (12 gal)
Hydraulic system	<b>835H</b> 110 L (29.1 gal) <b>848H</b> 180 L (48 gal)
Transmission and torque converter	40 L (10.5 gal)
Axles, each	<b>835H</b> 34 L (9 gal) <b>848H</b> 36 L (9.5 gal)
DEF Tank	19 L (5 gal)

## SOUND & ENVIRONMENT

Sound level in cab according to ISO 6396-2008/EN ISO 3744-1995	72 dB(A)-- Travel mode
Sound level in cab according to ISO 6396-2008/EN ISO 3744-1995	73 dB(A)-- Stationary work cycle mode
External sound level according to ISO 6395-2008	102 dB(A)-- Travel mode
External sound level according to ISO 6395-2008	103 dB(A)-- Stationary work cycle mode
Ventilation	9.2 m <sup>3</sup> (12 yd <sup>3</sup> )
Heating capacity	5.8 kW (7.8 hp)
Air conditioning	6 kW (8 hp)

## DIMENSIONS

E Ground clearance	<b>835H</b> 325 mm (1' 1") <b>848H</b> 366 mm (1' 2")
G Wheelbase	<b>835H</b> 2,870 mm (9' 5") <b>848H</b> 3,050 mm (10')
H Cab height	<b>835H</b> 3,200 mm (10' 6") <b>848H</b> 3,310 mm (10' 10")
J Wheel tread	<b>835H</b> 1,855 mm (6' 1") <b>848H</b> 2,050 mm (6' 9")
K Width over tires	<b>835H</b> 2,300 mm (7' 7") <b>848H</b> 2,548 mm (8' 4")
L Length with bucket down	<b>835H</b> 7,115 mm (23' 4") <b>848H</b> 7,880 mm (25' 10")
M Turn angle, either side	40°
P Rear angle of departure	28°
R <sub>1</sub> Turning radius, bucket carry	<b>835H</b> 5,920 mm (19' 5") <b>848H</b> 6,120 mm (20' 1")
R <sub>2</sub> Turning radius, outside of tire	<b>835H</b> 5,410 mm (17' 9") <b>848H</b> 5,590 mm (18' 4")

## LOADER ARM PERFORMANCE WITH ATTACHMENT

Tipping load – straight	<b>835H</b> 9,452 kg (20,882 lb) <b>848H</b> 11,905 kg (26,246 lb)
Tipping load – full turn	<b>835H</b> 7,369 kg (16,246 lb) <b>848H</b> 10,789 kg (23,786 lb)
Bucket breakout force	<b>835H</b> 100 kN (22,481 lbf) <b>848H</b> 129 kN (29,000 lbf)
A Maximum hinge pin height	<b>835H</b> 3,720 mm (12' 3") <b>848H</b> 3,935 mm (12' 11")
B Dump clearance at full height discharge	<b>835H</b> 2,800 mm (9' 2") <b>848H</b> 2,840 mm (9' 4")
C Dump reach at full height discharge	<b>835H</b> 1,076 mm (3' 6") <b>848H</b> 1,016 mm (3' 4")
D Maximum digging depth, bucket level	<b>835H</b> 80 mm (3") <b>848H</b> 90 mm (4")
S <sub>1</sub> Bucket rollback at ground level	45°
S <sub>2</sub> Bucket rollback at carry	48°
S <sub>3</sub> Bucket rollback at maximum height	60°
S <sub>4</sub> Maximum dump angle at full height	45°

## CAB

### Description

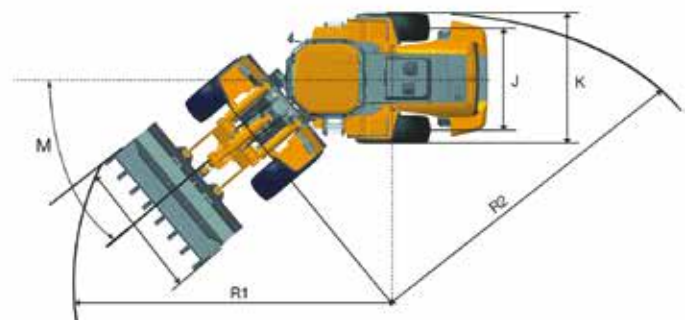
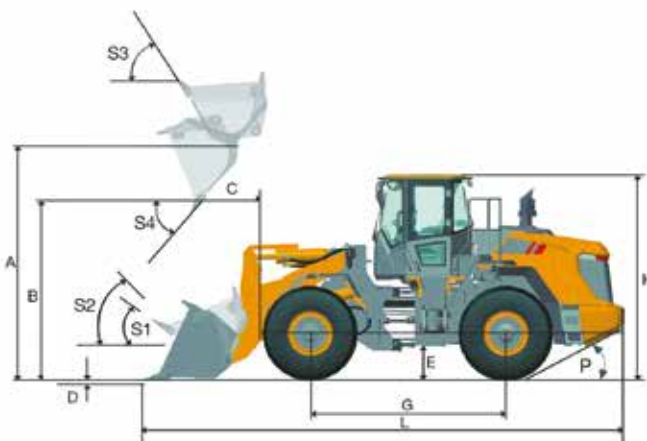
Instrumentation: All important information is centrally located in the central instrument panel and operator's field of vision.

Large curved front glass, rear view camera and mirrors ensure great visibility.

Adjustable steering column, air suspension seat, armrest box, and Denso A/C with all-around air outlets.

Pressurized cab with lower interior noise.

The cab is tested and approved according to ROPS (ISO 3471), FOPS (ISO 3449).



LiuGong standard and optional equipment may vary from region to region. Please consult your LiuGong dealer for information specific to your area.

**TIRES**

Choosing the right tires for your machine will become a key competitive advantage to achieve outstanding performance. Through close engineering and development cooperation with renowned and carefully selected suppliers, LiuGong can offer a full range of tires specially tailored for wheel loaders.

Code	Application	Patterns	Size	PR / *	Tube Type	Width, mm (ft/in)	Overall Diameter, mm (ft/in)	Tread Depth, mm (ft/in)	Load Capacity, 50 km/h / 10 km/h, kg	Load Capacity, 31.1 mph / 6.2 mph, lb		
L2	<ul style="list-style-type: none"> <li>Where good traction is needed, e.g. at grading work</li> <li>In soft and muddy operation with no sharp stones</li> <li>In all load/carry operations</li> </ul>		835H	17.5 - 25	12	TL	445 mm (1' 6")	1,350 mm (4' 5")	25 mm (1")	3,650/6,150	8,047/13,558	
			848H	20.5 - 25			520 mm (1' 9")	1,490 mm (4' 11")	30 mm (1")	4,500/6,700	9,921/14,771	
			835H	17.5 - 25	16	TL	445 mm (1' 6")	1,350 mm (4' 5")	25 mm (1")	4,250/7,300	9,370/16,093	
			848H	20.5 - 25			520 mm (1' 9")	1,490 mm (4' 11")	30 mm (1")	5,450/8,250	12,015/18,188	
L3	<ul style="list-style-type: none"> <li>In sand operation</li> <li>In all kinds of load/carry operations</li> <li>The L3 tread is not as broad as the L2, therefore there is less self-cleaning compared with an L2 tire</li> </ul>		835H	17.5 - 25	14	TL	445 mm (1' 6")	1,350 mm (4' 5")	26 mm (1")	3,930/6,700	8,664/14,771	
			848H	20.5 - 25			520 mm (1' 9")	1,490 mm (4' 11")	30 mm (1")	5,450/8,250	12,015/18,188	
			835H	17.5 - 25	16	TL	445 mm (1' 6")	1,350 mm (4' 5")	26 mm (1")	4,250/7,300	9,370/16,093	
			848H	20.5 - 25			520 mm (1' 9")	1,490 mm (4' 11")	30 mm (1")	6,000/9,000	13,228/19,842	
			835H	17.5 - 25	20	TL	445 mm (1' 6")	1,350 mm (4' 5")	26 mm (1")	5,000/8,250	11,023/18,188	
			848H	20.5 - 25			520 mm (1' 9")	1,490 mm (4' 11")	30 mm (1")	6,700/10,300	14,771/22,708	
			835H	17.5 R 25	*	TL	445 mm (1' 6")	1,350 mm (4' 5")	29 mm (1")	7,100/4,125	15,653/9,094	
			848H	20.5 R 25			520 mm (1' 9")	1,492 mm (4' 11")	32 mm (1")	7,300/9,500	16,094/20,944	
	835H	17.5 R 25	**	TL	445 mm (1' 6")	1,350 mm (4' 5")	29 mm (1")	8,500/5,450	18,739/12,015			
	848H	20.5 R 25			520 mm (1' 9")	1,492 mm (4' 11")	35 mm (1")	7,300/1,150	16,094/25,353			
	L5	<ul style="list-style-type: none"> <li>In very aggressive material where sturdy protection against damage is demanded, e.g. in quarries or mines</li> </ul>		835H	17.5 R 25	*	TL	445 mm (1' 6")	1,415 mm (4' 8")	64 mm (3")	7,100, 10 km/h	15,653, 6.2 mph
				848H	20.5 R 25			520 mm (1' 9")	1,530 mm (5')	72 mm (3")	9,500, 10 km/h	20,944, 6.2 mph
835H				17.5 R 25	**	TL	445 mm (1' 6")	1,415 mm (4' 8")	64 mm (3")	8,500, 10 km/h	8,739, 6.2 mph	
848H				20.5 R 25			520 mm (1' 9")	1,530 mm (5')	72 mm (3")	11,500, 10 km/h	25,353, 6.2 mph	

Note: The radial tire-load bearing capacity is indicated by the number of stars (\*). The more stars, the greater the radial tire-load bearing capacity. For the specific radial tire sizes listed in the table above, 2 stars (\*\*) represents the maximum radial tire-load bearing capacity.

**ATTACHMENTS**

LiuGong attachments with pin-on or quick-coupler ensure high quality. The integrated design of the system creates a perfect match to achieve superior productivity.

Type	Capacity m³ (yd³)	Width mm (ft / in)	Height mm (ft / in)	Digging Depth mm (ft / in)	Dump Clearance mm (ft / in)	Dump Reach mm (ft / in)	Description	Image		
General Purpose	835H	1.5 m³ (2 yd³)	2,456 mm (8' 1")	1,100 mm (3' 7")	80 mm (3")	2,780 mm (9' 1")	1,080 mm (3' 6")	Anti-Wear Blade with Welded Teeth		
	848H	2.6 m³ (3.4 yd³)	2,900 mm (9' 6")	1,347 mm (4' 5")	38 mm (1")	2,971 mm (9' 9")	954 mm (3' 2")		General Purpose	Grapple with Aligned Teeth
	835H	1.7 m³ (2.2 yd³)	2,465 mm (8' 1")	1,175 mm (3' 10")	80 mm (3")	2,720 mm (8' 11")	1,120 mm (3' 8")	Anti-Wear Blade with Bolt-on Cutting Edge and Bolt-on Teeth.		
	848H	2.7 m³ (3.5 yd³)	2,910 mm (9' 7")	1,300 mm (4' 3")	71 mm (3")	2,877 mm (9' 5")	1,002 mm (3' 3")		Rock	Grapple with Crossed Teeth
	835H	1.9 m³ (2.5 yd³)	2,640 mm (8' 8")	1,220 mm (4' 0")	80 mm (3")	2,700 mm (8' 10")	1,150 mm (3' 9")	Bolt-on Cutting Edge; Bolt-on Teeth; Bolt-on Cutting Edge and Bolt-on Teeth.		
	848H	3.0 m³ (3.9 yd³)	2,928 mm (9' 7")	1,352 mm (4' 5")	70 mm (3")	2,862 mm (9' 5")	1,018 mm (3' 4")		Light Material	Grass Grapple
Light Material	835H	2.3 m³ (3.0 yd³)	2,660 mm (8' 9")	1,070 mm (3' 6")	80 mm (3")	2,660 mm (8' 9")	1,190 mm (3' 11")	Bolt-on Cutting Edge.		
	848H	3.5 m³ (4.6 yd³)	2,928 mm (9' 7")	1,413 mm (4' 7")	68 mm (3")	2,758 mm (9')	1,124 mm (3' 8")		Side-Dump Bucket	Forks
Rock	835H	2.5 m³ (3.3 yd³)	2,716 mm (8' 11")	1,200 mm (3' 11")	80 mm (3")	2,600 mm (8' 6")	1,220 mm (4')	Bolt-on Cutting Edge; Bolt-on Cutting Edge and Welded Teeth.		
	848H	4.2 m³ (5.5 yd³)	3,168 mm (10' 5")	1,429 mm (4' 8")	68 mm (3")	2,700 mm (8' 10")	1,183 mm (3' 11")		Light Material	Grass Grapple
Grapple	835H	3.0 m³ (3.9 yd³)	2,700 mm (8' 10")	1,280 mm (4' 2")	80 mm (3")	2,560 mm (8' 5")	1,255 mm (4' 1")	Bolt-on Cutting Edge; Bolt-on Cutting Edge and Welded Teeth.		
	848H	5.0 m³ (6.5 yd³)	3,140 mm (10' 4")	1,501 mm (4' 11")	38 mm (1")	2,624 mm (8' 7")	1,301 mm (4' 3")		Light Material	Grass Grapple
	835H	1.5 m³ (2 yd³)	2,530 mm (8' 4")	1,130 mm (3' 9")	80 mm (3")	2,760 mm (9' 1")	1,060 mm (3' 6")	V-Shape Anti-Wear Blade.		
	848H	2.5 m³ (3.3 yd³)	2,866 mm (9' 5")	1,353 mm (4' 5")	46 mm (1")	2,902 mm (9' 6")	1,012 mm (3' 3")		Light Material	Grass Grapple
Grapple	835H	φ380 mm (1' 3")	2,120 mm (6' 11")	1,620 mm (5' 4")	128 mm (5")	2,570 mm (8' 5")	1,490 mm (4' 11")	Aligned Teeth.		
	848H	φ1,000 mm (3' 3")	2,640 mm (8' 8")	1,732 mm (5' 8")	65 mm (3")	2,442 mm (8')	1,444 mm (4' 9")		Light Material	Grass Grapple
	835H	φ125 mm (5")	2,300 mm (7' 7")	1,200 mm (3' 11")	50 mm (2")	2,567 mm (8' 5")	1,418 mm (4' 8")	Crossed Teeth.		
848H	φ350 mm (1' 1")	2,600 mm (8' 6")	1,520 mm (5')	38 mm (1")	2,674 mm (8' 9")	1,251 mm (4' 1")	Light Material		Grass Grapple	

LiuGong standard and optional equipment may vary from region to region. Please consult your LiuGong dealer for information specific to your area.

# STANDARD EQUIPMENT

- ENGINE**
- **835H only** – Perkins 1204F-E44TA, EU Stage IV, air-to-air intercooled, 4 stroke.
  - **848H only** – Cummins QSB6.7 Engine, EU Stage IV, Engine air-to-air intercooled, 6 cylinders, 4 stroke.
  - High Pressure Common Rail
  - Exhaust emission control
  - DC air filter, fuel filter
  - **848H only** – Intelligent Power Control (IPC)
  - Hydraulic driven reversible fan
  - **848H only** – Grid heater
- TRANSMISSION**
- **835H only** – ZF 4WG158  
Semi-automatic power shift transmission
  - **848H only** – ZF 4WG208  
Semi-automatic power shift transmission
  - Kick-down function, FNR, F4/R3
  - Transmission oil level sight gauge
  - Secondary oil filter, oil stick
  - Remote pressure taps for diagnostics
  - Auto shifting mode by speed
  - Interlock between parking brake and gear shifting
- AXLE**
- **835H only** – LiuGong wet front axle with limited slip differentials
  - **848H only** – LiuGong wet front & rear axle with limited slip differentials
  - Wet discs service brake system
  - Parking brake service as secondary
- HYDRAULIC SYSTEM**
- **835H only** – Single piston pumps with variable displacement hydraulic load-sensing
  - **848H only** – Two piston pumps with variable displacement hydraulic load-sensing
  - Third valve and multipurpose lines
- Single joystick control
  - Boom kick-out, automatic
  - Bucket positioner, automatic
  - Plug at the port of bucket and boom cylinder for pressure check
  - Emergency boom lower via pilot accumulator
- STEERING SYSTEM**
- Load sensing system with flow amplification and steering priority
  - Emergency steering system
- TIRE & RIM**
- **835H only** – 17.5-25/L3 Bias tire
  - **848H only** – 20.5-25/L3 Bias tire
  - Full fender
- CHASSIS FRAME**
- Spacious central articulation arrangement with conic bearing
  - Articulation locking bar
  - Tow hitch
  - Rubber cushion articulation stops
- LINKAGE & ATTACHMENTS**
- Z-bar linkage
- ELECTRIC SYSTEM**
- Two front lights with high/low beam
  - Four front headlights on top of cab
  - Four rear headlight on top of cab
  - Turn signals with flasher
  - Batteries, free of maintenance
  - Cigarette lighter, 24 V power outlet
  - Electric horn
  - Front and rear windshield wiper
  - Electronic device compartment
  - Back-up alarm
  - Radio/player with USB port
  - Reversing warning light, automatic
  - Rotating beacon
  - License-plate bracket and light
- GAUGE GROUP**
- Engine coolant temperature
  - Transmission oil temperature
  - Fuel level
  - Hour meter
  - Voltage
  - Brake oil pressure
- INDICATOR GROUP**
- Air inlet heater
  - Battery charging
  - Parking brake applied
  - Machine emergency stop
  - Power cut-off
  - Engine servicing
  - Turning lights
  - Engine starter running
  - Beam of front light
- CAB**
- Certified FOPS (ISO 3449) and ROPS (ISO 3471) cab
  - Seat – mechanical suspension with 3 inch seatbelt
  - 4-way adjustable steering column
  - Large curved front glass
  - Rubber cab mounts
  - Cab fresh air filter
  - One interior & dual exterior rear-view mirrors
  - Rear-view camera display
  - Air conditioner
  - Lunch-box/cooler holder
  - One beverage holder
  - Cigarette lighter
  - Cab rear window defroster
  - Sun visors
  - Fire extinguisher
- OTHERS**
- Manual central lubrication
  - Wedge block

# OPTIONAL EQUIPMENT

- ENGINE**
- Cold start aid
- TRANSMISSION**
- **835H only** – ZF4WG160  
Full-automatic power shift transmission
  - **848H only** – ZF 5WG190  
Full-automatic power shift transmission
- AXLE**
- **835H only** – LiuGong wet front axle without limited slip differentials
  - **848H only** – LiuGong wet front & rear axle without limited slip differentials
- HYDRAULIC SYSTEM**
- Ride control
- TIRE & RIM**
- See tires options
  - Normal fender
  - Tire protective chain
- CAB**
- Heated air suspension seat
  - Heated external rear view mirrors
  - Cab dust removal device
  - Front windshield screen (must be mounted at factory)
- LINKAGE & ATTACHMENTS**
- Quick coupler
  - Additional counterweight
  - High/extra-high linkage
  - Bolt-on wear-resist blade and teeth
  - Rock bucket
  - Grapple with aligned or crossed teeth
  - Fork
  - Snow blade
- OTHERS**
- Automatic central lubrication
  - Weight scale (Electric load weigher)
  - Hood protective guard



**Guangxi LiuGong Machinery Co., Ltd.**  
No. 1 Liutai Road, Liuzhou, Guangxi 545007, PR China  
T: +86 772 388 6124 E: overseas@liugong.com  
www.liugong.com

Like and follow us:



**LG-PB-835H/848H-24-22022019-ENG**

The LiuGong series of logos herein, including but not limited to word marks, device marks, letter of alphabet marks and combination marks, as the registered trademarks of Guangxi LiuGong Group Co., Ltd. are used by Guangxi LiuGong Machinery Co., Ltd. with legal permission, and shall not be used without permission. Specifications and designs are subject to change without notice. Illustrations and pictures may include optional equipment and may not include all standard equipment. Equipment and options varies by regional availability.